

Dear families,

Welcome to the **FINAL term**, which we hope will bring warm and sunny days for us to enjoy plenty of time outdoors.

This term our topic is **Back to the Future**. The children will be thinking about the past and the future. We will be looking at our family history and create a family tree too. We will also think about how the children have changed since being a baby. The children will think about what they would like to do in the future.

Please can you send in a picture of your child as a baby or give me a hard copy and I can photocopy it. You can email the photo to [mulberrywoodwharf@mulberryschoolstrust.org](mailto:mulberrywoodwharf@mulberryschoolstrust.org) or share on Tapestry. Forward the email under the name Lindsay or Marwah.

The children will explore questions such:




- Who is in my family?
- Where are my family from?
- What toys did my grandparents or parents play with?
- How have I changed since I was a baby?
- What would I like to do when I grow up?

### **Butterflies!**

We have some exciting news..... We will be getting LIVE tiny little caterpillars for the children to observe the life cycle of a butterfly. It will be very exciting for the children and help them learn more about how things grow and change over time. Talk to your child about the life cycle of a butterfly and ask them daily about what they have noticed and observed of the caterpillars.

We have got an exciting term of events planned for our children in Blue Whale and Tiger Class...

- Weekly PE lessons – every Tuesday
- Give Me 10 - Every Thursday at 3:00pm
- Seaside trip – Tuesday 25<sup>th</sup> June
- Transition day- Reception to Year 1 – Friday 5<sup>th</sup> July
- *Sports day* – Tuesday 9<sup>th</sup> July
- Graduation – Tuesday 16<sup>th</sup> July
- Memories Shoe Box Workshop – Friday 12<sup>th</sup> July



### **Literacy**

This term we will be reading the story; '[The Tiger Who Came to Tea](#),' '[The Hungry Caterpillar](#)' '[What the Ladybird Heard at the Seaside](#),' and non-fiction books about butterflies and the seaside. We will also read many stories about family by the author Anthony Browne. Through these texts the children will explore families (past and present), change in ourselves, creatures and the community, and learn about seaside environments.

The children will continue to make predictions, ask questions, and become confident at writing their own retells. They will also learn to sequence a story. The children will draw pictures and write sentences to explain what is happening in the story.

### Phonics

Your child is taking a phonic books home with them daily. Please read this book with your child every day. Please take care of the books.

**Your child needs to bring their Phonics book to school every day.**

Ask questions about what is happening. Get them to write simple sentences.

When reading with your child each night you can ask questions before, during and after the reading. Understanding what has been read to us and understanding what we read is an equally important skill to becoming a strong fluent reader. These skills help the children think about what they are reading and being able to talk about or answer questions about the story. Here are a few **reading comprehension** questions that can be tried at home:

- Before:
  - What do you think this story will be about? What might happen in the story?
  - Where do you think the story takes place? How do you know? (Encourage your child to look at the illustrations on the book's cover).
- During
  - What is happening in the picture?
  - What has happened so far? Is it what you expected to happen? Why or why not?
  - What might happen next?
  - How do you think the story might end?
  - How do you think the character is feeling here? How would you feel if you were the character in the story?
- After
  - Did you like this book? Why? (Encourage your child to explain their reasoning in a sentence. This will help them develop their own opinions about books).
  - What happened in the story?
  - What was your favourite part? Why?
  - What was the most exciting part of the story? Can you find it?
  - Why did that character do...(give a situation/event from the story)?

### Maths

During this final term we will focus on making connections between all aspects of maths that have been covered this year. In small steps we will look at deepening this understanding through the children's critical thinking, reasoning skills and problem solving strategies.

We will continue to learn and consolidate their learning about addition, subtraction, grouping and sharing. The children will explore grouping and sharing using vocabulary such as 'equal', 'unequal' 'odd' and 'even.' We will revisit repeating patterns where the children will begin creating their own multi step patterns using actions, music, numbers and objects.

Here are a few activities that can be done at home to support your child's learning:

- **Subtract:** Play Shopkeeper - How many items are in your shop? You have a customer. How many items do they buy? How many items do you have left in your shop? The customer is buying some more things from your shop. Can you count how many are left each time the customer buys something?
- **Doubling:** Doubling Machine! Give yourself and your grown-up five things each. Place some inside your doubling machine. Ask your grown-up to place the same number of things into the doubling

machine. Give your doubling machine a shake and then count how many things there are altogether. What double did you find? Play again with a different number of things

- **Halving/Sharing:** Ask Set up a tea party with some toys. Encourage your child to practise sharing out food, cutlery, plates and cups equally between each of the toys. Talk about which amounts could be distributed equally and which could not.

### Library Books and Reading

**'The more that you read, the more things you will know. The more that you learn, the more places you'll go'**

— Dr. Seuss

One of the most important things you can do with your child is to Read, read, read! This week the children have loved hearing a range of stories and singing many nursery rhymes. Please take 10 minutes to read with them every night. This is so important for your child – it will help to develop their communication, language and concentration skills, and fosters curiosity and creativity.

The children will be borrowing a book from the library every **Tuesday**. Please make sure your child has their book folder with them. **The children would usually change their books every Tuesday. So please make sure that you return the book to the class by Monday.**

### PE

The children will continue to have their PE lessons every Tuesday. The children are learning to get changed and dress themselves independently as well as become physically skilled for P.E. lessons in Year 1. Please support your child by letting them get dressed in the mornings and at bedtimes all by themselves.

In these lessons, we will get to learn how to use a variety of PE equipment safely and explore ways in which our bodies can move in space safely too.

To take part in these lessons, it is important that each child has their own P.E kit.

The P.E. kit should have:

**Please label everything**

A white T- shirt



Navy/ Black jogging bottoms/leggings/shorts



A separate PE bag



A pair of trainers.



**PE lessons are on Tuesdays. Please ensure that they bring in their PE kits every Tuesday.**

### Here are important days of our week:

**Tuesday** – We will encourage all of the children to borrow a book from our school Library. Please make sure your child has a book bag or a bag with them.

**Tuesday** – Every Tuesday we will be having PE. Please ensure children have their PE kits at school for them to change into.

**Friday** – Every Friday we will cook something as a class.

**Friday** – Celebration assembly where we celebrate what has happened in the Early Years. Your child will get a chance to be 'Star of the Week' and get a certificate. Also, one child will take Summer or Bluey home for the weekend.

### Give Me 10

Please try and attend every Thursday at 3pm. This is a great opportunity for you to read with your child at school and continue to make reading fun! Reading with your child supports them with their development of new vocabulary and builds their confidence.

### Transition

During this term we begin to discuss with the children about transition into Year One. We do this very subtly, with a positive message so that the children begin to feel excited about the coming change.

We will arrange special meets with the year one teacher. The children will get to spend a morning with their new teacher. I know this can be a nervous time for the parents too so please come and find reception staff.

### Trips

This half term we will be going on an exciting trip to the seaside at **Chalkwell Beach** on Tuesday 25<sup>th</sup> June ... More details will be shared shortly about this trip.

### Learning Journeys – Tapestry

This year we have been using a learning journal called Tapestry to showcase our children's amazing learning. Please activate your account if you haven't done so already by checking the request email that was sent from Tapestry. If you need any help, please come and find us. We are uploading photos and videos of your child's learning in school to their learning journals. Also, feel free to add your own photos if you wish; it is always wonderful to see the learning that goes on outside of school too.

### Reports

We are excited to share your child's End of Year Report with you over the coming weeks. This report looks at your child's unique character and development over the course of the year. We are so proud of the progress all children have made throughout the year and cannot wait to share this with you.

### Summer Weather

The weather is getting warmer and with more sunshine we will be learning about sun safety this term. Please apply suncream on your child before school and you are welcome to put a small bottle of suncream in your child's bag for us to help them to reapply later in the day. Your child can come to school with a sun hat to help protect them from the sun when playing outside.

### Bedtime

When children get the right amount of sleep (11 - 12 hours each night), they are much fresher for the day and it has a positive impact on their behaviour and learning. Children often find it more difficult to sleep when it is still light outdoors. Consider giving them a clock, so that they can see when it is their bedtime (for Reception age children should go to bed around 7-7.30pm), even though it isn't dark outside. Try to stick to this routine even at weekends so your child will develop good sleep habits.

Part of the

**Mulberry**  
Schools Trust

**Healthy bodies, healthy minds.**

A gentle reminder that healthy children need:

- Plenty of sleep: 10-12 hours every night. This means bedtime at 7pm!
- Fresh fruit and vegetables every day.
- Lots of water to drink.
- Clean, healthy teeth – your child must brush their teeth **every morning** and **every night** before bed to stay healthy.
- **PLEASE ENSURE YOUR CHILD HAS A WATER BOTTLE WITH THEM EACH DAY** so they can drink freely throughout the day.

Thank you for your continued support.

Reception Team